

**Nebraska Statewide Workforce & Educational Reporting System (NSWERS)
Executive Council Business Meeting Notification and Agenda**

August 15, 2023, 1:30 p.m.

NSCS Boardroom, 1233 Lincoln Mall, Suite 100, Lincoln, NE 68508

Publicized notice of the Executive Council meeting was given by posting the date, time, and location on the NSWERS.org website.

1. CALL TO ORDER – President Paul Turman called the meeting to order at 1:35 p.m.

Roll Call

Roll Call showed the following Executive Council members in **attendance**:

Chancellor Paul Turman, NSWERS President
Commissioner Brian Maher, NSWERS Secretary/Treasurer
Chief of Staff/Corporation Secretary Phil Bakken, NSWERS Member

Roll Call showed the following NSWERS member **absent**:

President Paul Illich, NSWERS Vice-President

At 2:55pm, President Paul Illich joined the meeting and participated in voting for the items in sections 3.1, 3.2, 5.1, and adjournment.

Announcement of the placement of the Open Meetings Act information

Dr. Turman announced that information regarding the Open Meetings Act is available in a binder at the front of the NSCS Boardroom and also available on the NSWERS.org website.

1.1 PUBLIC COMMENT PERIOD

No public comment.

1.2 APPROVAL OF MEETING AGENDA

No agenda items were removed, added, or corrected.

Approval of the agenda as presented passed with a motion by Mr. Phil Bakken, second by Dr. Brian Maher.

Dr. Brian Maher	Yea
Mr. Phil Bakken	Yea
Dr. Paul Illich	Absent
Dr. Paul Turman	Yea

1.3 Approve Minutes of NSWERS business meeting, April 26, 2023

Motion to approve the minutes of the April 26, 2023 NSWERS Executive Council Business meeting passed with a motion by Mr. Phil Bakken, second by Dr. Paul Turman.

Mr. Phil Bakken	Yea
Dr. Paul Illich	Absent
Dr. Paul Turman	Yea
Dr. Brian Maher	Abstain

2. SPECIAL PRESENTATIONS AND DISCUSSIONS

- 2.1** The NSWERS Staff provided a presentation and demonstration of the minimum viable product (MVP) of the Employment Location outcome in the secure web portal, insights+. The NSWERS team also previewed the data product spectrum for the insights site that will serve as the public-facing information repository. Other items included in the presentation were technical enhancements since the initial launch of insights+, the development cycle, and upcoming priorities.

Ongoing feedback and demonstrations to Executive Council members would be appreciated as the NSWERS team continues to progress through developing and implementing the remainder of the outcomes in insights+.

3. ITEMS FOR DISCUSSION AND/OR ACTION

- 3.1** Discuss, consider, and take all necessary action with respect to the proposed revisions to NSWERS Data Management Policy and Procedures.

Motion to approve the proposed revisions to NSWERS Data Management Policy and Procedures document. The motion was made by Dr. Brian Maher and seconded by Dr. Paul Illich.

DISCUSSION: Dr. Hastings provided information related to the proposed revisions to the NSWERS Data Management Policy and Procedures document. The proposed revisions are related specifically to adding a section that focuses on evaluations – partner requested evaluations and general evaluation requests, which are third party entities external to the partners. The proposed revisions were drafted with assistance from NSWERS legal counsel.

Dr. Paul Turman	Yea
Dr. Brian Maher	Yea
Mr. Phil Bakken	Yea
Dr. Paul Illich	Yea

- 3.2** Discuss, consider, and take all necessary action with respect to the proposed budget revisions for the fiscal year 2023-2024.

Motion to approve the proposed budget revisions for the fiscal year 2023-2024. The motion was made by Mr. Phil Bakken and seconded by Dr. Paul Illich.

DISCUSSION: Dr. Hastings provided an overview of the proposed revisions to the approved budget for the fiscal year 2023-2024. The revision was due to the initial approved budget including a 1% COLA for NSWERS staff, which was proposed prior to knowing the available increase rate. The revisions show a 3% increase for NSWERS staff, and the cost associated, amounting to an additional \$23,729.03 total in the budget.

Dr. Paul Illich	Yea
Dr. Paul Turman	Yea
Dr. Brian Maher	Yea
Mr. Phil Bakken	Yea

4. EXECUTIVE DIRECTOR'S REPORT

Dr. Hastings, Executive Director, NSWERS made a presentation on behalf of himself and the Management Team. (See attached PowerPoint.)

v1.0 Data Submission Progress. Dr. Hastings provided an update regarding data submission progress for the partners. All historical data has been fully submitted, validated, and certified for all partners except for Central Community College, though they have signed their data sharing agreement and have been provided instructions to submit historical data. Revised data sharing agreements have been signed by all NSWERS Partners, and a new agreement with NDOL is under discussion.

Data Submission Calendar. Now that the majority of the ten-year tranche of data has been certified, NSWERS is moving along with the regular cadence of the data submission process, with workforce data matching from the unemployment insurance system upcoming, a break in September, and most partner institutions submitting data in October.

Annual Public Audit. Dr. Hastings provided an update regarding the annual audit. Due to the fact that NSWERS is a public entity, NSWERS is subject to an annual public audit through the State Auditor's office. The process has started for fiscal year 2023 with the assistance from Forvis and the University of Nebraska System to provide audit services again.

Dual Enrollment Report. The NSWERS team is working closely with Mike Baumgartner and his staff at CCPE. The layout, content, and format of the report is done; however, there are some dual enrollment students that are missing that we know we can add. The NSWERS team will show a final report with updated information at a separate briefing. The Dual Enrollment Report will have a focus on the predetermined outcomes along with the general information.

NSWERS Stakeholders Meeting. On Friday, August 25, 2023, there will be a stakeholders meeting with the education funders, to which the Executive Council members have been invited. The

Executive Director meets with them twice a year to provide updates, and they have asked that Executive Council members attend this meeting.

NSWERS Advisory Committee. The NSWERS Advisory Committee meeting will take place on Tuesday, August 29, online via Zoom. The NSWERS team will provide a general update on progress since the previous meeting in May 2023, discuss continued development of data products on insights+, and solicit feedback on future, public-facing data product ideas.

NSWERS Staffing Update. Dr. Hastings provided a brief staffing update. There has been an ongoing search for two web development staff to support David Hefley’s team. One of the positions has been hired – a frontend web developer – and he will start on August 21. The backend developer search continues.

NSWERS Strategic Plan Progress. Dr. Hastings gave an updated overall progress towards NSWERS Strategic Plan 2021-2023, which is updated quarterly prior to Executive Council meetings and available on the NSWERS website at www.nswers.org/progress. Overall Progress is at 84%, up 8% since April 2023; Goal 1 (Establish Data System) is at 96%; and Goal 2 (Evaluate Efficacy) is at 72%.

5. INFORMATION ITEMS AND REPORT

5.1 NSWERS Treasurer’s Report – Dr. Brian Maher and Dr. Matt Hastings

Dr. Maher reported that he had a discussion with Dr. Hastings about the financial reports for NSWERS and turned it over for his discussion. Dr. Hastings mentioned that this is an unaudited report. Also, the cash at the University of Nebraska Foundation is not reflected in the total net position due to previous suggestions from the auditor. Another reminder regarding the line item related to capital assets, which is the development of the secure web portal, insights+. A note that the contracts page shows the life to date of the contracts, not just the fiscal year total of the contract expense.

6. ADJOURNMENT

Motion to adjourn the NSWERS Executive Council Business Meeting passed with a motion from Dr. Paul Illich, second by Mr. Phil Bakken.


Dr. Paul Turman	Yea
Dr. Paul Illich	Yea
Dr. Brian Maher	Yea
Mr. Phil Bakken	Yea

President Turman adjourned the meeting at 3:44 p.m.

At this time, a NSWERS Executive Council Meeting is scheduled to be held on October 25, 2023, at a time and place to be determined.

NSWERS Data Management Policy

- Enhancement to consider Evaluation Requests
 - Two Types:
 1. Partner Requests
 2. General Evaluation Requests



Conducting An Evaluation for a Partner

- Key Features:
 - Evaluations may be conducted at Partner request
 - Designed to examine the effect of an intervention
 - To discover those policies, processes, and practices that best improve education and workforce outcomes for students.
 - Doing so may require that partners provide NSWERS with supplemental data.
 - Accordingly, a Partner Evaluation Data Sharing Agreement is needed.
 - See Appendix I
 - Completed evaluations shall NOT contain Level 1 data.

General Evaluation Requests

- Key Features:
 - Evaluation requests from third-parties that have a *bona fide* interest.
 - Requires sponsorship from an NSWERS Partner(s)
 - The specific scope of the intervention, and set of specific aims of the evaluation, so closely align with those of the sponsoring Partner(s), they consider the evaluation request their own.
 - The request is reviewed for merit/sponsorship and presented to the Executive Council for approval.
 - If approved, a Data Sharing Agreement for General Evaluation Requests is needed.
 - See Appendix J.
 - Completed evaluations shall NOT contain Level 1 or Level 2 data.

Review Process: General Evaluations

1. Third-party completes an Evaluation Request Application
2. NSWERS staff review the application for merit
3. NSWERS staff work with the third-party to complete a comprehensive Evaluation Proposal
4. Executive Director and Management Committee review the proposal for merit and feasibility
5. Draft a Recommendation Memorandum to the Executive Council
6. NSWERS Executive Council approve or reject the proposal
7. NSWERS Legal Counsel drafts a Data Sharing Agreement

Budget Update

- Revised Budget - Fiscal Year 2024
 - Proposing a \$23,729.03 increase
 - Incorporates an additional 2% COLA for NSWERS Staff (3% total)
 - NSWERS Executive Council previously adopted a 1% COLA

Revisions Proposed for Consideration on August 15, 2023	Fiscal Year 2023-2024 (Proposed Revisions)		Fiscal Year 2023-2024 (Current)
	Expenses	Cost	Cost
	TOTAL WAGES	\$ 915,344.89	\$ 897,396.95
	TOTAL BENEFITS	\$ 294,835.70	\$ 289,054.61
	TOTAL PERSONAL SERVICES	\$ 1,210,180.59	\$ 1,186,451.56
	TOTAL OPERATING EXPENSES	\$ 34,910.00	\$ 34,910.00
	TOTAL TRAVEL	\$ 32,565.00	\$ 32,565.00
	TOTAL EQUIPMENT	\$ 12,250.00	\$ 12,250.00
	TOTAL SOFTWARE	\$ 80,300.00	\$ 80,300.00
	TOTAL CONTRACTUAL SERVICES	\$ 572,000.00	\$ 572,000.00
TOTAL		\$ 1,942,205.59	\$ 1,918,476.56

Nebraska Statewide Workforce Educational Reporting System (NSWERS)

Proposed Budget (Revised) - Fiscal Year 2024

TOTALS

Revisions Proposed for Consideration on August 15, 2023	Fiscal Year	
	2023-2024 (Proposed Revisions)	Fiscal Year 2023-2024 (Current)
Expenses	Cost	Cost
TOTAL WAGES	\$ 915,344.89	\$ 897,396.95
TOTAL BENEFITS	\$ 294,835.70	\$ 289,054.61
TOTAL PERSONAL SERVICES	\$ 1,210,180.59	\$ 1,186,451.56
TOTAL OPERATING EXPENSES	\$ 34,910.00	\$ 34,910.00
TOTAL TRAVEL	\$ 32,565.00	\$ 32,565.00
TOTAL EQUIPMENT	\$ 12,250.00	\$ 12,250.00
TOTAL SOFTWARE	\$ 80,300.00	\$ 80,300.00
TOTAL CONTRACTUAL SERVICES	\$ 572,000.00	\$ 572,000.00
TOTAL	\$ 1,942,205.59	\$ 1,918,476.56

Budget Summary - FY 2023-2024

FTE	POSITION TITLE	2023-2024 SALARY
1	Executive Director	\$ 172,323.61
1	Research & Evaluation, Asst. Dir.	\$ 111,734.46
2	Web Application Developer, Front/Back End	\$ 173,400.00
2	Data Scientist	\$ 175,134.00
1	Communications Manager	\$ 88,602.35
1	Web Applications Developer, Asst. Dir.	\$ 111,734.46
1	Partner Engagement Specialist	\$ 82,416.00
COST ITEM	DESCRIPTION	COST
511100	Permanent Salaries	\$ 915,344.89
511200	Temporary Salaries	\$ -
511300	Overtime	\$ -
511900	Supplemental Pay	\$ -
	Other	\$ -
	TOTAL WAGES	\$ 915,344.89
515100	Retirement	\$ 54,920.69
515200	FICA	\$ 64,074.14
515400	Life Insurance	\$ 915.34
515500	Health Insurance	\$ 174,830.87
516500	Workers Comp.	\$ 94.64
	Other Benefits	\$ -
	TOTAL BENEFITS	\$ 294,835.70
510000	TOTAL PERSONAL SERVICES	\$ 1,210,180.59
521100	Postage	\$ 900.00
521200	Communication	\$ 5,375.00
521400	Data Processing	\$ 12,150.00
521500	Publication/Printing	\$ 7,660.00
522100	Dues/Subscriptions	\$ 1,000.00
522200	Conference Registration	\$ 1,750.00
523100	Utilities	\$ -
524600	Office Rent	\$ -
525500	Other Rent	\$ -
532100	Non-Capitalized Equipment	\$ -
527100	Repair/Maintenance	\$ 1,125.00
531100	Supplies	\$ 2,700.00
554900	Contractual Services	\$ 572,000.00
555200	Software	\$ 80,300.00
559100	Other Operating Expense	\$ 2,250.00
OPERATING TOTAL		\$ 687,210.00
COST ITEM	DESCRIPTION	2023-24 COST
571100	Board/Lodging	\$ 7,215.00
572100	Commercial Travel	\$ 4,410.00
573100	State-Owned Trans.	\$ 8,440.00
574100	Personal Vehicle Mileage	\$ 2,410.00
575100	Misc. Travel	\$ 335.00
575100	Misc. Travel	\$ 9,755.00
570000	TOTAL TRAVEL	\$ 32,565.00
583000	Office Equipment	\$ 2,250.00
583300	Data Processing Hardware	\$ 10,000.00
	Other Capital Outlay	\$ -
580000	TOTAL EQUIPMENT	\$ 12,250.00
TOTAL		\$ 1,942,205.59
OPERATIONS SOURCES OF FUNDING		
	Funding Commitments	\$ 1,345,982.00
	Estimated Carryover	\$ 2,628,138.00
	TOTAL	\$ 3,974,120.00
TOTAL		\$ 2,031,914.41
FUNDING COMMITMENTS		
	Partner	\$ 70,000.00
	Partner	\$ 145,006.00
	Private Foundation	\$ 336,496.00
	Private Foundation	\$ 230,000.00
	Private Foundation	\$ 125,000.00
	Private Foundation	\$ 50,000.00
	Private Foundation	\$ 150,000.00
	Private Foundation	\$ 100,000.00
	Partner	\$ 139,480.00
	TOTAL	\$ 1,345,982.00

510000 Personal Services

Fiscal Year 2023-2024												
FTE	POSITION TITLE	PG	2023-2024 Salary	Retirement 2023-2024	Health Insurance 2023-2024	FICA	Life Insurance	Worker's Comp.	TOTAL	TOTAL SALARY	TOTAL BENEFITS	
	1 Executive Director		\$ 172,323.61	\$ 10,339.42	\$ 32,913.81	\$ 12,062.65	\$ 172.32	\$ 17.82	\$ 227,829.64			
	1 Research & Evaluation, Asst. Dir.		\$ 111,734.46	\$ 6,704.07	\$ 21,341.28	\$ 7,821.41	\$ 111.73	\$ 11.55	\$ 147,724.51			
	2 Web Application Developer, Front/Back End		\$ 173,400.00	\$ 10,404.00	\$ 33,119.40	\$ 12,138.00	\$ 173.40	\$ 17.93	\$ 229,252.73			
	2 Data Scientist		\$ 175,134.00	\$ 10,508.04	\$ 33,450.59	\$ 12,259.38	\$ 175.13	\$ 18.11	\$ 231,545.26			
	1 Communications Manager		\$ 88,602.35	\$ 5,316.14	\$ 16,923.05	\$ 6,202.16	\$ 88.60	\$ 9.16	\$ 117,141.47			
	1 Web Applications Developer, Asst. Dir.		\$ 111,734.46	\$ 6,704.07	\$ 21,341.28	\$ 7,821.41	\$ 111.73	\$ 11.55	\$ 147,724.51			
	1 Partner Engagement Specialist		\$ 82,416.00	\$ 4,944.96	\$ 15,741.46	\$ 5,769.12	\$ 82.42	\$ 8.52	\$ 108,962.47			
TOTAL	9		\$ 915,344.89	\$ 54,920.69	\$ 174,830.87	\$ 64,074.14	\$ 915.34	\$ 94.64	\$ 1,210,180.59	\$ 915,344.89	\$ 294,835.70	

Note: salaries incorporate a 2% increase from previously approved FY24 budget

520000 Operating Expenses

Fiscal Year 2023-2024					
Expenses	Detail	Cost/FTE	FTE	TOTAL	
Postage		\$ 100.00	9	\$	900.00
Communication	Local Service	\$ 150.00	9	\$	1,350.00
Communication	Long Distance	\$ 225.00	9	\$	2,025.00
Communication	Cell Phone/Hotspot	\$ 1,000.00	2	\$	2,000.00
Data Processing	Educational Network Fee	\$ 1,300.00	9	\$	11,700.00
Data Processing	Network Depreciation	\$ 50.00	9	\$	450.00
Printing	Commercial Printing	\$ 5,500.00	9	\$	5,500.00
Printing	Photocopy	\$ 240.00	9	\$	2,160.00
Dues/Subscriptions		\$ 1,000.00	1	\$	1,000.00
Meeting/Conference Registration		\$ 350.00	5	\$	1,750.00
Office Rent/Building Renewal	Professional Staff	\$ -	9	\$	-
Office Rent/Building Renewal	Support Staff	\$ -	0	\$	-
Repair/Maintenance		\$ 125.00	9	\$	1,125.00
Supplies	Subsequent Years	\$ 300.00	9	\$	2,700.00
Other Operating Expenses		\$ 250.00	9	\$	2,250.00
TOTAL				\$	34,910.00

Note: reduction from previous FY resulting from postage/communication adjustments closer to real operating costs, and the elimination of data processing expenses from operating expense category

570000 Travel

Fiscal Year 2023-2024									
Expenses	Detail	High Cost	High FTE	Medium Cost	Medium FTE	Low Cost	Low FTE	TOTAL	
Board/Lodging		\$ 2,575.00	1	\$ 1,570.00	2	\$ 500.00	3	\$	7,215.00
Commercial Travel		\$ 2,210.00	1	\$ 1,100.00	2	\$ -	3	\$	4,410.00
State Owned Transportation		\$ 3,315.00	1	\$ 2,000.00	2	\$ 375.00	3	\$	8,440.00
Personal Mileage		\$ 715.00	1	\$ 360.00	2	\$ 325.00	3	\$	2,410.00
Miscellaneous Travel		\$ 165.00	1	\$ 85.00	2	\$ -	3	\$	335.00
Prof. Development Travel		\$ 3,315.00	2	\$ 2,000.00	1	\$ 375.00	3	\$	9,755.00
TOTAL		\$ 12,295.00		\$ 7,115.00		\$ 1,575.00		\$	32,565.00

Note: no change from previous FY

580000 Office Equipment

Fiscal Year 2023-2024					
Expenses	Detail	Cost/FTE	FTE	TOTAL	
Office Equipment	Desk	\$ -	0	\$	-
Office Equipment	Chair	\$ -	0	\$	-
Office Equipment	File Cabinet	\$ -	0	\$	-
Office Equipment	Misc.	\$ 250.00	9	\$	2,250.00
Office Equipment	Wall Partitions	\$ -	0	\$	-
Data Processing Hardware/Software	Standard Desktop	\$ -	0	\$	-
Data Processing Hardware/Software	Standard Laptop	\$ -	0	\$	-
Data Processing Hardware/Software	Standard Software	\$ -	0	\$	-
Power User	Power Desktop	\$ -	0	\$	-
Power User	Power Laptop	\$ 2,500.00	2	\$	5,000.00
Power User	Power Software	\$ 2,500.00	2	\$	5,000.00
TOTAL				\$	12,250.00

Note: increase from previous FY to support web developer positions

555200 Software

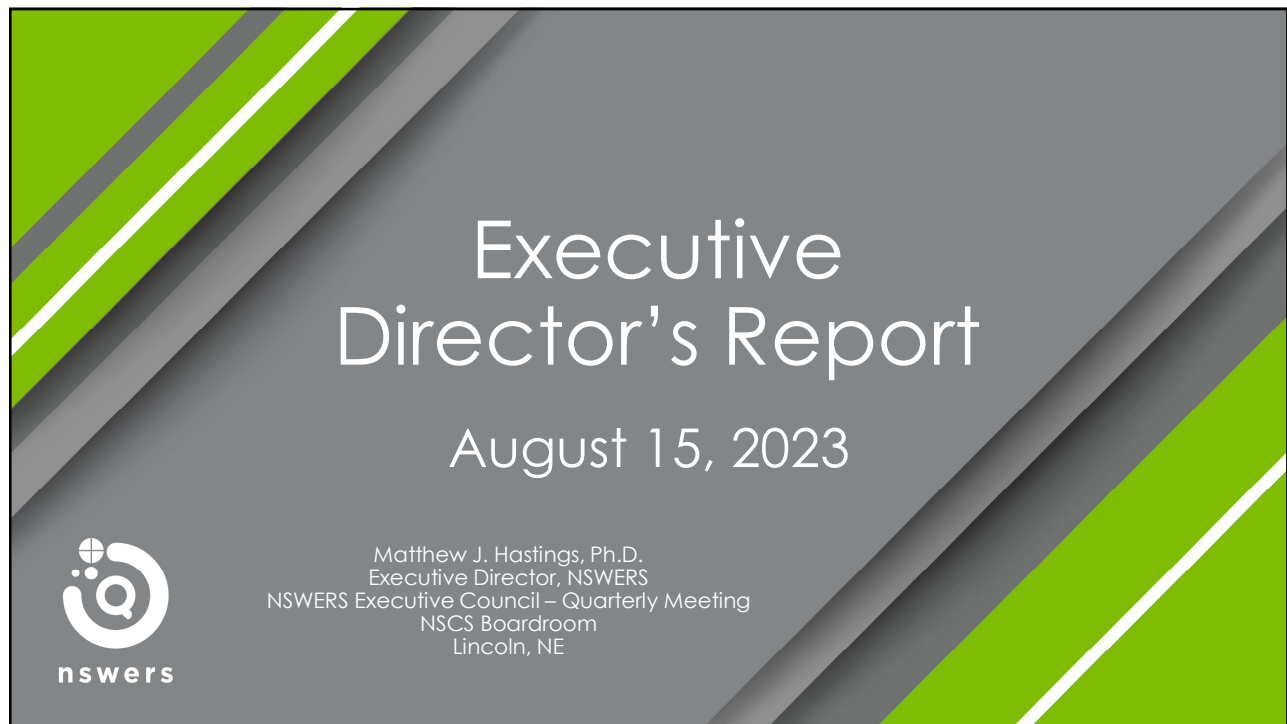
Fiscal Year 2023-2024					
Expenses	Detail	Cost/FTE	FTE	TOTAL	
Public Website (www.nswers.org)	Domain Name, WordPress Website	\$ 2,500.00	-	\$	2,500.00
Development Software Licenses	Visual Studio, etc.	\$ 3,250.00	2	\$	6,500.00
Auth0	Authentication service for insights+	\$ 35,000.00	-	\$	35,000.00
WP Engine	Main NSWERS website and miscellaneous plugins	\$ 1,000.00	-	\$	1,000.00
Shorthand	Scrolleytelling software	\$ 1,600.00	-	\$	1,600.00
SendGrid	Secure emails from insights+	\$ 1,200.00	-	\$	1,200.00
Role-Based Software	Adobe CS, etc.	\$ 2,500.00	-	\$	2,500.00
Enterprise Software	Enterprise Software	\$ 30,000.00	-	\$	30,000.00
TOTAL				\$	80,300.00

Note: increase from previous FY resulting from new costs related to the development, population, management, and enhancement of the NSWERS data system and insights+

554900 Contractual Services

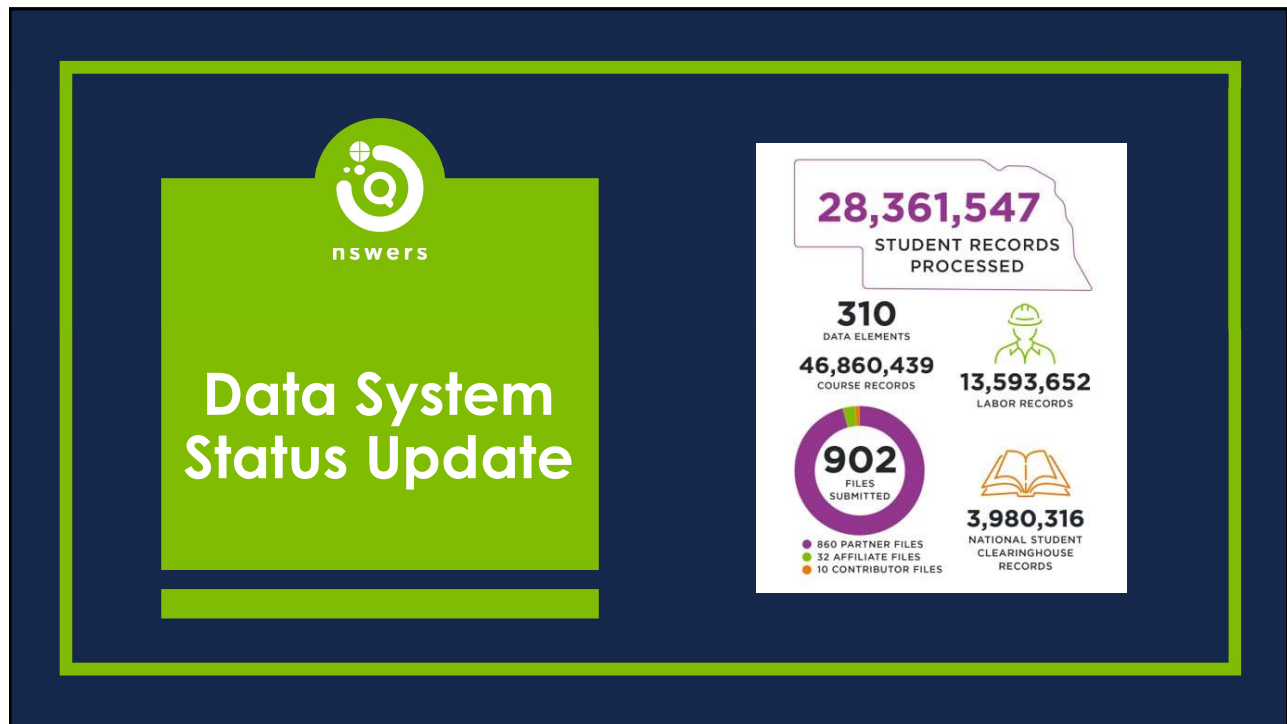
Fiscal Year 2023-2024			
Expenses	Detail	Cost	
Business Services & Support	NU Service Contract	\$	85,000.00
Audit Services	Forvis	\$	25,000.00
Legal Counsel	KSB School Law	\$	25,000.00
Insurance	Aon Risk Services (\$2M Public Officials and \$5M x \$5M Cyber Liability policies)	\$	60,000.00
Data Storage & Security	NU ITS, Microsoft Azure Cloud Storage and Utilization	\$	80,000.00
Penetration Testing	Third-party testing of insights+ system for security	\$	12,000.00
Technical Consulting & Support	NSWERS Data System and Software Development	\$	100,000.00
Research Consulting & Support	Establish Data Analysis & Prediction Operation	\$	100,000.00
Internships/Assistantships	Research and Technical Support	\$	60,000.00
Professional Development	Security, Technical, Methodological (\$500 * 9 FTE)	\$	4,500.00
Meetings & Trainings	Executive & Management Councils, Advisory Committees, Data & Technical Committee, Research Review Board	\$	5,000.00
Communications/Media		\$	15,500.00
Data/Info Release & Dissemination		\$	-
Partner Support Services		\$	-
TOTAL		\$	572,000.00

Note: reduction from previous FY resulting from a reduction in technical consulting costs, development shifting internally to NSWERS staff




v1.0 Data Submission Progress

- Revised data sharing agreements (DSAs) are complete for all NSWERS Partners
- Looking to execute a revised DSA with NDOL
- Data has now been fully submitted, validated, and certified for all NSWERS partners **EXCEPT:**
 - Central Community College
 - NSWERS has provided CCC with instructions to submit historical information.
 - No data (beyond POC) has been provided by CCC.



Data Submission Calendar



Annual Public Audit

- Starting the process of conducting our annual public audit
- Engaged FORVIS to provide audit services for the fiscal year ending June 30, 2023
 - Contract services: \$20,000
- Audit executed in partnership with the NU Office of Business & Finance

Dual Enrollment Report

We continue to receive feedback from our Partners and the Coordinating Commission for Postsecondary Education (CCPE).

The layout, format and content of the report is complete.

We are taking extra time to validate and, where needed, remedy data quality items identified during the review process.

Aim to hold a special briefing in the coming weeks with the Executive Council and Dr. Michael Baumgartner to review the findings.



Upcoming Stakeholders Meeting

Scheduled to meet with supporting foundations for an update on NSWERS progress.

Meeting Details:

- Friday, August 25th
- 10:30 a.m.
- Omaha, NE



Upcoming NSWERS Advisory Committee

2023 Meeting Outline

- August 29th online via zoom
- General update on NSWERS progress
- Discuss continued development of data products new data products for insights+
- Feedback on future, public-facing data product ideas



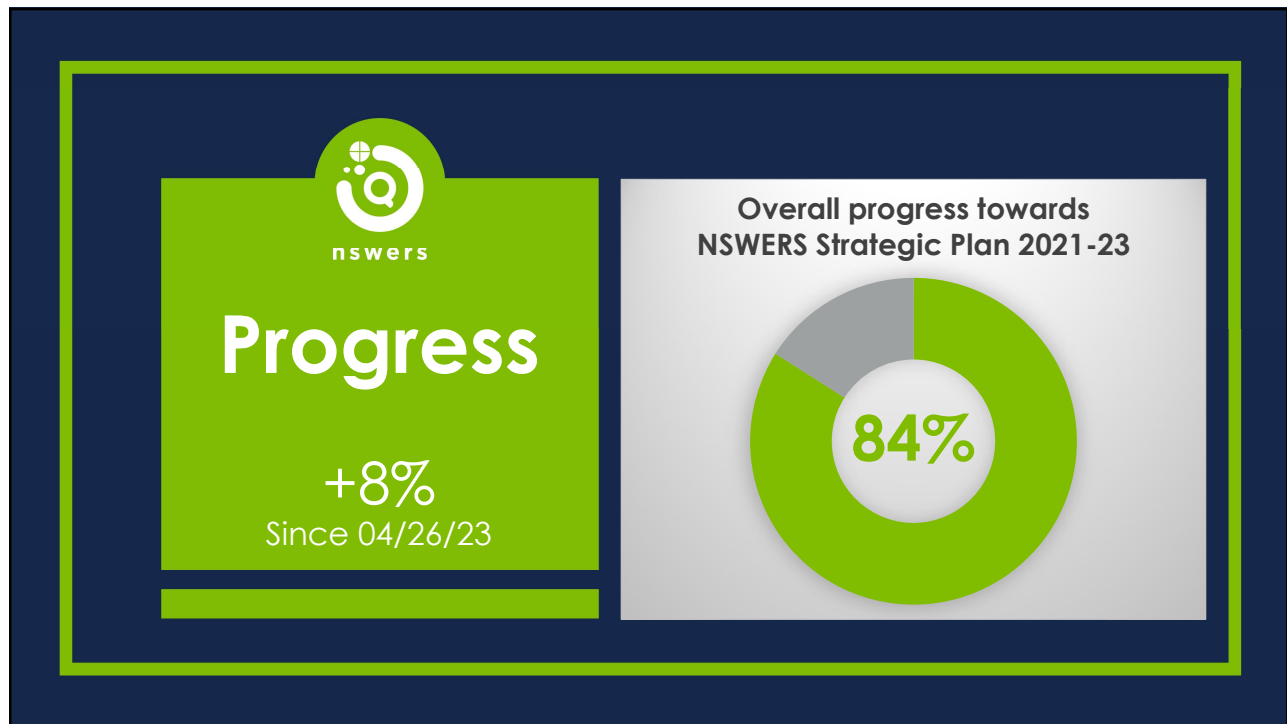
NSWERS Staffing Update

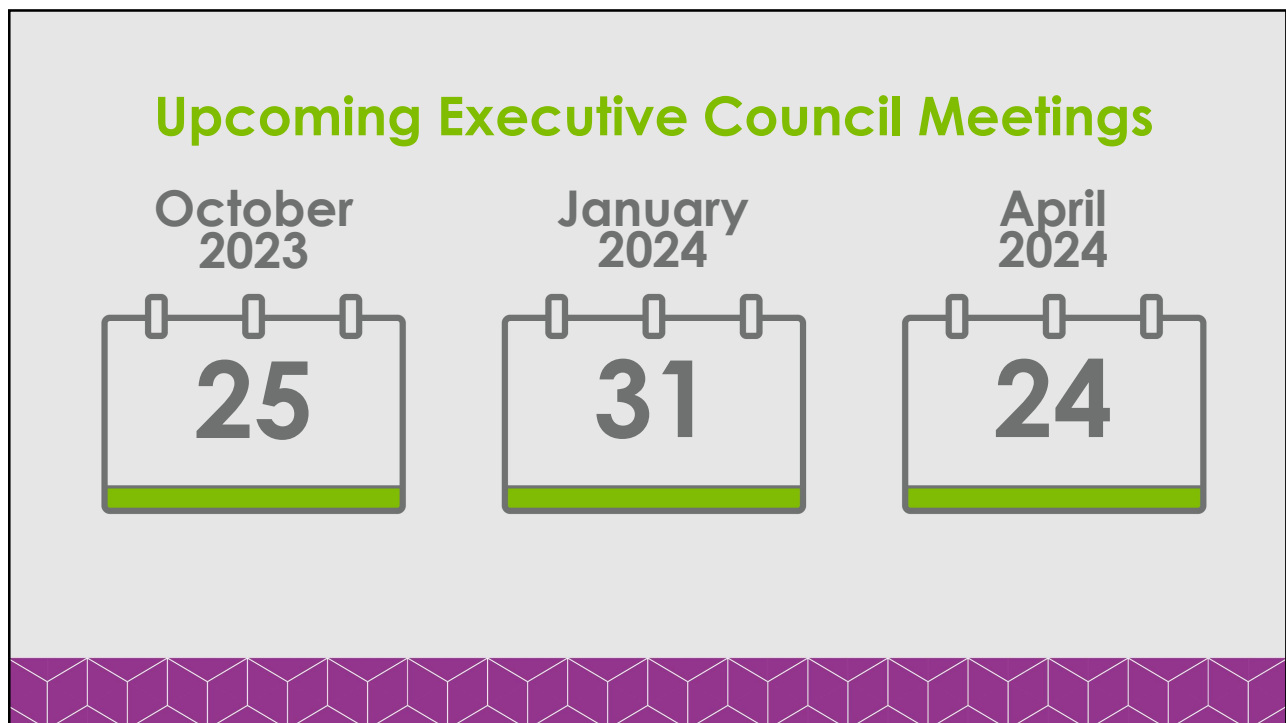
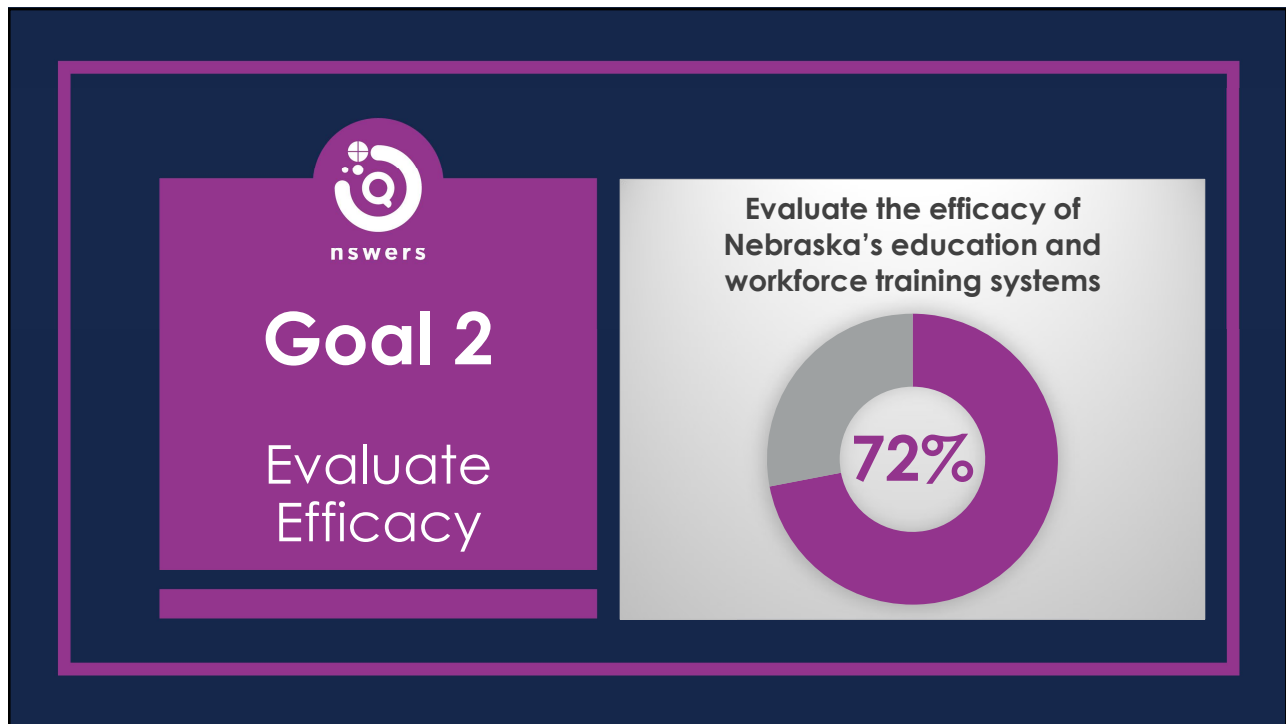
- Two outstanding positions:
 - Front-End Web Application Developer
 - Successful search process
 - New hire begins full-time on August 21st
 - Back-End Web Application Developer
 - The search continues...
 - Position posted: <https://careers.nebraska.edu/postings/2212>



Progress

www.nswers.org/progress





Thank You

Next Executive Council Meeting: October 25, 2023



NSWERS

Statement of Net Position

June 30, 2023 and 2022

Unaudited

	6/30/2023	Revised 6/30/2022
Assets		
Assets:		
Cash & Investments (Note A)	\$ -	\$ -
Accounts Receivable	670,403	672,750
Prepaid Expenses	32,964	38,876
Capital Assets	357,216	-
Total Assets	<u>1,060,583</u>	<u>711,626</u>
Liabilities		
Liabilities:		
Accounts Payable	29,228	3,727
Due to the University of Nebraska	255,765	125,759
Accrued Compensated Absences	62,414	60,229
Total Liabilities	<u>347,406</u>	<u>189,715</u>
Net Position		
Unrestricted	713,177	521,910
Total Net Position	<u>\$ 713,177</u>	<u>\$ 521,910</u>
 Note A: Excludes cash held by the University of Nebraska Foundation		
Foundation Cash	<u>\$ 1,949,567</u>	<u>\$ 2,426,884</u>

NSWERS

Change in Net Position

For the Year Ended June 30, 2023

Unaudited

		Fiscal YTD	Fiscal YTD
Operating Revenues	FY23 Budget	6/30/2023	Budget Variance
Foundation contributions	\$ 991,496	\$ 1,361,213	\$ 369,717
University of Nebraska contributions	145,006	-	(145,006)
Metro Community College contributions	70,000	-	(70,000)
Department of Education contributions	139,480	-	(139,480)
Interest income		15,876	15,876
Total Operating Revenues	1,345,982	1,377,089	31,107
Operating Expenses			
Wages	830,281	637,976	(192,305)
Benefits	267,423	141,531	(125,892)
Total Personal Services	1,097,704	779,507	(318,197)
Operating expenses	48,470	114,046	65,576
Rent	-	-	-
Travel	32,565	6,382	(26,183)
Insurance	60,000	45,693	(14,307)
Legal services	25,000	18,151	(6,850)
Auditing services	25,000	18,000	(7,000)
Business services	85,000	84,588	(412)
Other contractual services	629,500	116,579	(512,921)
Software	32,500	1,137	(31,363)
Equipment	5,000	1,740	(3,260)
Total Operating Expenses	2,040,739	1,185,822	(854,917)
Increase in Net Position	(694,757)	191,267	886,024
Net Position			
Net position, beginning of year	-	521,910	-
Net position, end of year	\$ (694,757)	\$ 713,177	\$ 886,024

NSWERS

Supplemental Information

June 30, 2023

Unaudited

Contractual Services:	Contract Amount	Paid as of June 30, 2023	Remaining Contract Amount
Magnolia Consulting	129,936	114,952	14,984
University of Nebraska (Annual)	84,588	84,588	-
University of Nebraska IT	Billable Rate	42,251	N/A
KSB School Law	Billable Rate	54,965	N/A
Don't Panic Labs	386,440	332,298	54,142
Vivayic Inc	21,200	21,200	-